

6-GFMJ Series

Gel Valve Regulated Sealed Battery

6-GFMJ-120



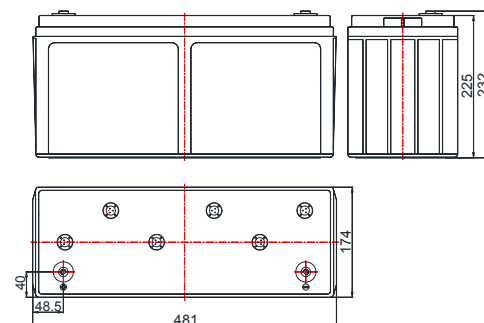
Main Applications

- ▶ Floating applications for telecom sites
- ▶ UPS & EPS & emergency lighting system
- ▶ Military field, railway system
- ▶ Power system
- ▶ Fire alarm and security system

Benefits

- ▶ Designed life of 12 years
- ▶ Excellent charging acceptability
- ▶ Lifetime maintenance free, Low annual operating cost, reduced TCO
- ▶ High security, reliability and stability

Dimensions



Technical Parameters

Nominal Voltage	12 V
Capacity	120 Ah @ 10hr to 1.80V per cell @ 25°C (77°F)
Weight	42.5 kg (93.7 lbs)
Dimensions	Length: 481 mm Width: 174 mm Height: 225 mm Total height: 232 mm
Internal Resistance (full charged)	Approx. 4.4 mΩ @ 25°C(77°F)
Short-circuit Current	744 A(5sec)
Self Discharge @25°C(77°F)	Less than 4% after 30 days storage
Operating Temperature Range	Discharge: -40°C~50°C(-40°F~122°F) Charge: -20°C~45°C(-4°F~113°F) Storage:-20°C~40°C(-4°F~104°F)
Recommended Operating Temperature	15°C~25°C (59°F~77°F)
Maximum Charging Current	24.0 A
Charging Voltage @25°C(77°F)	Float: 2.25 V/cell, Temps coefficient -3 mV/°C Equalize: 2.35 V/cell
Terminal	M8
Container Materials	ABS/ABS V0 (Optional)
Capacity Affected by Temperature(C ₁₀)	105% @ 40°C(104°F) 85% @ 0°C(32°F) 60% @ -20°C(-4°F)
Designed Life @25°C(77°F)	12 years

Attain Certificate

- ISO 9001
- ISO 14001
- GB/T 28001

Technical Features

- ▶ The separator adopts microporous PVC-SiO₂ separator for colloidal battery, which has large porosity, small impedance
- ▶ Special gel electrolyte without flowing to avoid acid stratification and can prolong service life
- ▶ Excellent charging and discharging ability in low current
- ▶ High-purity electrolyte and special additives, low self-discharge

6-GFMJ Series

Gel Valve Regulated Sealed Battery
6-GFMJ-120



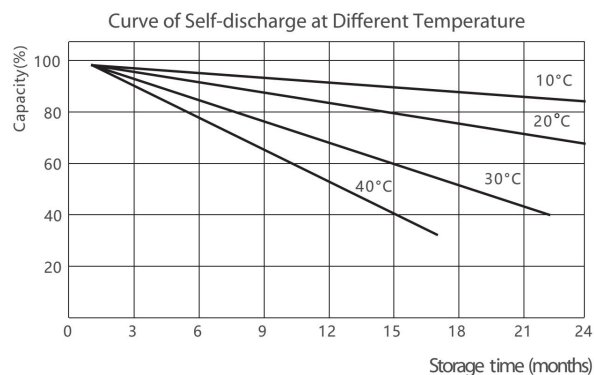
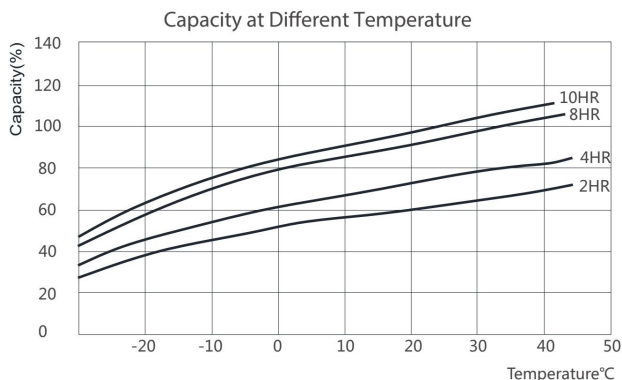
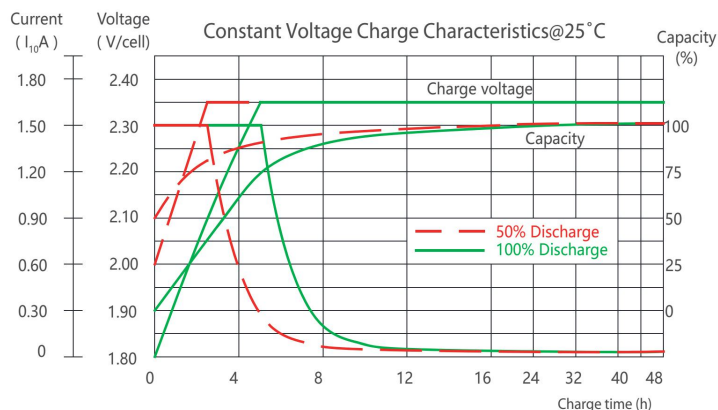
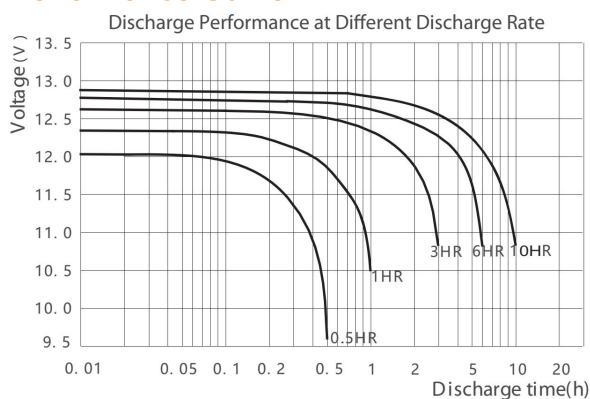
Constant Current Discharge Characteristics Unit: A (25°C, 77°F)

F.V/Time	30min	1hr	2hr	3hr	4hr	5hr	6hr	8hr	10hr	20hr
1.85V/cell	102	65.3	39.3	29.3	23.6	19.8	17.5	14.0	12.0	6.30
1.80V/cell	109	67.1	40.8	30.5	24.3	20.3	17.8	14.4	12.2	6.42
1.75V/cell	114	69.6	42.1	31.1	24.8	20.8	18.2	14.6	12.4	6.51
1.70V/cell	118	71.8	43.1	31.8	25.2	21.2	18.5	14.8	12.6	6.58
1.67V/cell	123	73.6	44.0	32.4	25.7	21.4	18.8	15.0	12.7	6.65
1.60V/cell	127	75.1	44.8	32.9	26.1	21.6	19.0	15.1	12.8	6.70

Constant Power Discharge Characteristics Unit: W/cell (25°C, 77°F)

F.V/Time	30min	1hr	2hr	3hr	4hr	5hr	6hr	8hr	10hr	20hr
1.85V/cell	196	127	77.6	58.1	46.9	39.5	34.8	28.2	24.0	12.7
1.80V/cell	207	129	80.6	60.0	48.1	40.3	35.5	28.7	24.4	12.8
1.75V/cell	215	134	82.7	61.5	49.0	41.0	36.2	29.2	24.6	12.9
1.70V/cell	223	138	84.7	62.5	49.7	41.6	36.6	29.4	24.9	13.0
1.67V/cell	229	140	85.7	63.5	50.5	42.1	37.1	29.8	25.0	13.2
1.60V/cell	235	142	86.7	63.5	50.8	42.5	37.3	29.9	25.1	13.3

Performance Curve



*Declaration:

This information is generally descriptive only and is not intended to make or imply any representation, guarantee or warranty with respect to any cells and batteries. Cell and battery designs/specifications are subject to modification without notice. Contact CHINASHOTO for the latest information.

Welcome to Visit : www.chinashoto.com