

6-GFM Series

Valve-Regulated Lead-Acid Battery

6-GFM-300



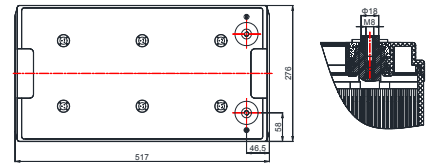
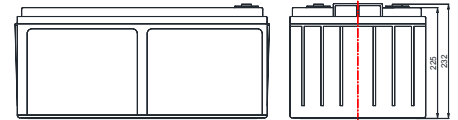
Main Applications

- Backup power for telecom and signal system
- Military field, railway system, power system
- UPS & emergency lighting system
- Fire alarm and security system

Benefits

- 10 years design life
- Safely and reliably sealed
- High energy density, low internal resistance and low discharge rate
- Excellent charging acceptability and high sealed reaction efficiency

Dimensions :



Technical Parameters

Nominal Voltage	12 V
Capacity	300Ah @ 10hr to 1.80V per cell @ 25°C(77°F)
Weight	Approx.83 kg (182.98 lbs)
Dimensions	Length : 517 mm Width : 276 mm Height : 225 mm Total Height : 232 mm
Internal Resistance (full charged)	Approx.2.0 mΩ@ 25°C(77°F)
Maximum Discharge Current	1860 A (5sec)
Self Discharge @25°C(77°F)	Less than 4% after 30 days storage
Operating Temperature Range	Discharge: -40°C~50°C(-40°F~122°F) Charge: -20°C~45°C(-4°F~113°F) Storage:-20°C~40°C(-4°F~104°F)
Recommended Operating Temperature	15°C~25°C (59°F~77°F)
Maximum Charging Current Limited	60 A
Charging Voltage @25°C(77°F)	Float: 2.25 V/cell, Temps coefficient -3 mV/°C Equalize: 2.35 V/cell
Terminal	M8
Container Materials	ABS/ABS V0 (Optional)
Capacity Affected by Temperature	105 % @ 40°C 85 % @ 0°C 60 % @ -20°C
Design Life @25°C(77°F)	10 years

Attain Certificate

- ISO9001
- ISO14001
- ISO18001

Technical Features

- Adopt high strength ABS plastic, compact structure for battery container and valve, good impact resistance, and shock resistant performance
- Adopt multi-element alloy grids, low internal resistance, good corrosion resistance ability and charging acceptability.
- New production process for plate, improve the utilization of active material
- High-purity electrolyte and special additives, low self-discharge
- Multi-layer seal technology and special seal glue, no leakage and no acid mist escape, safe and reliable

6-GFM Series

Valve-Regulated Lead-Acid Battery
6-GFM-300



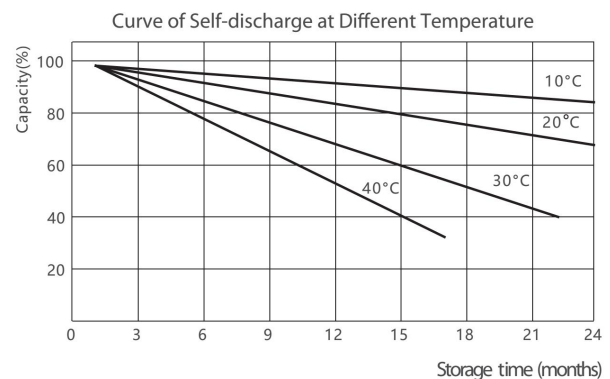
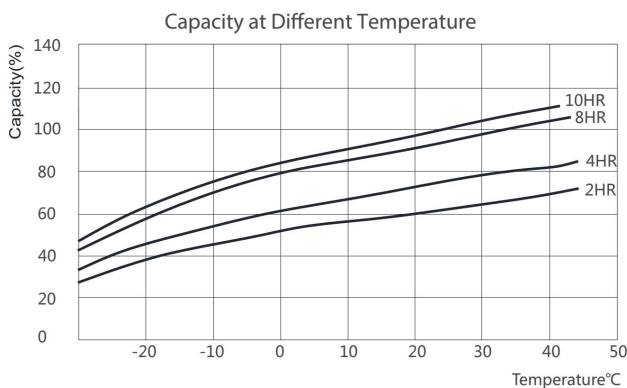
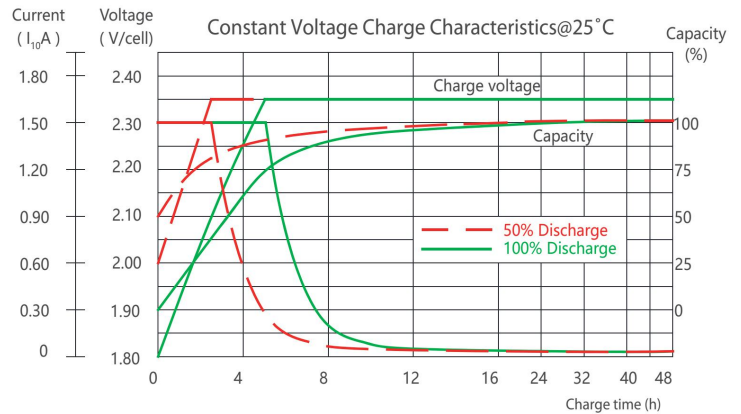
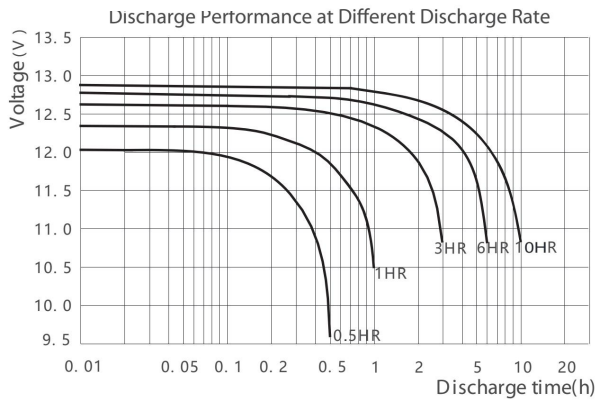
Constant Current Discharge Characteristics Unit: A (25°C, 77°F)

F.V/Time	5min	10min	15min	20min	30min	1hr	1.5hr	2hr	2.5hr	3hr	10hr
1.85V/cell	510	405	344	272	221	153	115	101	85.9	74.5	29.9
1.80V/cell	541	440	400	316	238	161	121	103	87.5	76.0	30.2
1.75V/cell	585	475	434	343	266	167	124	104	88.7	76.8	30.4
1.70V/cell	628	502	458	362	281	175	127	105	89.8	77.9	30.8
1.67V/cell	668	510	476	376	291	176	129	108	92.2	78.2	30.9
1.60V/cell	693	528	484	382	299	179	132	109	93.3	79.1	31.0

Constant Power Discharge Characteristics Unit: W/cell (25°C, 77°F)

F.V/Time	5min	10min	15min	20min	30min	1hr	1.5hr	2hr	2.5hr	3hr	10hr
1.85V/cell	976	799	719	575	427	294	218	181	156	142	59.3
1.80V/cell	1021	848	795	625	452	302	226	186	158	143	60.7
1.75V/cell	1087	907	845	681	512	312	228	191	160	145	60.9
1.70V/cell	1168	968	900	708	522	322	231	196	161	149	62.0
1.67V/cell	1202	989	910	720	525	327	235	198	162	151	62.2
1.60V/cell	1238	1000	917	726	530	333	238	202	163	152	62.4

Performance Curve



Declaration: This information is generally descriptive only and is not intended to make or imply any representation, guarantee or warranty with respect to any cells and batteries. Cell and battery designs/specifications are subject to modification without notice. Contact CHINASHOTO for the latest information.

Welcome to Visit: www.chinashoto.com