

# 6-GFM Series

Valve-Regulated Lead-Acid Battery

6-GFM-250



shoto



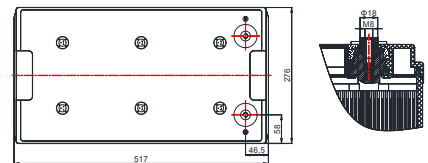
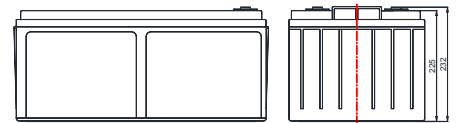
## Main Applications

- ▶ Backup power for telecom and signal system
- ▶ Military field, railway system, power system
- ▶ UPS & emergency lighting system
- ▶ Fire alarm and security system

## Benefits

- ▶ 10 years design life
- ▶ Safely and reliably sealed
- ▶ High energy density, low internal resistance and low discharge rate
- ▶ Excellent charging acceptability and high sealed reaction efficiency

## Dimensions :



## Technical Parameters

Nominal Voltage	12 V
Capacity	250Ah @ 10hr to 1.80V per cell @ 25°C(77°F)
Weight	Approx.76 kg (167.55 lbs)
Dimensions	Length : 517 mm Width : 276 mm Height : 225 mm Total Height : 232 mm
Internal Resistance (full charged)	Approx.2.2 mΩ@ 25°C(77°F)
Maximum Discharge Current	1550 A (5sec)
Self Discharge @25°C(77°F)	Less than 4% after 30 days storage
Operating Temperature Range	Discharge: -40°C~50°C(-40°F~122°F) Charge: -20°C~45°C(-4°F~113°F) Storage:-20°C~40°C(-4°F~104°F)
Recommended Operating Temperature	15°C~25°C (59°F~77°F)
Maximum Charging Current Limited	50 A
Charging Voltage @25°C(77°F)	Float: 2.25 V/cell, Temps coefficient -3 mV/°C Equalize: 2.35 V/cell
Terminal	M8
Container Materials	ABS/ABS V0 (Optional)
Capacity Affected by Temperature	105 % @ 40°C 85 % @ 0°C 60 % @ -20°C
Design Life @25°C(77°F)	10 years

## Attain Certificate

- ISO9001
- ISO14001
- ISO18001

## Technical Features

- ▶ Adopt high strength ABS plastic, compact structure for battery container and valve, good impact resistance, and shock resistant performance
- ▶ Adopt multi-element alloy grids, low internal resistance, good corrosion resistance ability and charging acceptability.
- ▶ New production process for plate, improve the utilization of active material
- ▶ High-purity electrolyte and special additives, low self-discharge
- ▶ Multi-layer seal technology and special seal glue, no leakage and no acid mist escape, safe and reliable

# 6-GFM Series

Valve-Regulated Lead-Acid Battery  
6-GFM-250



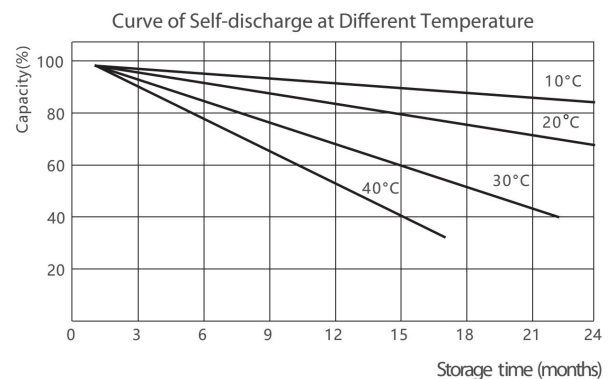
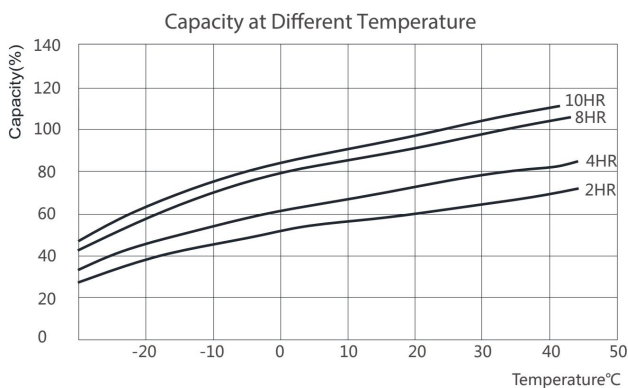
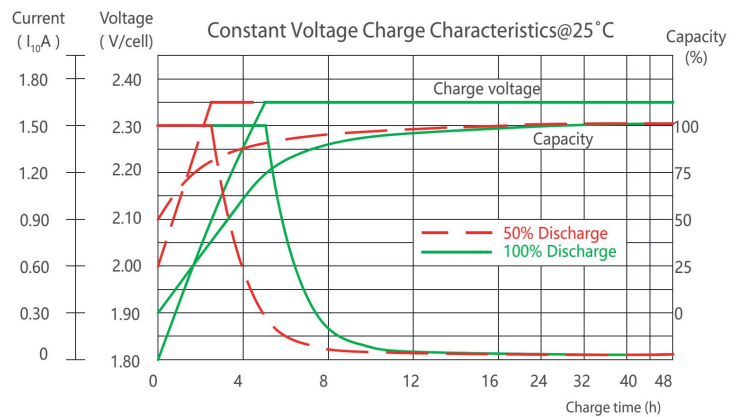
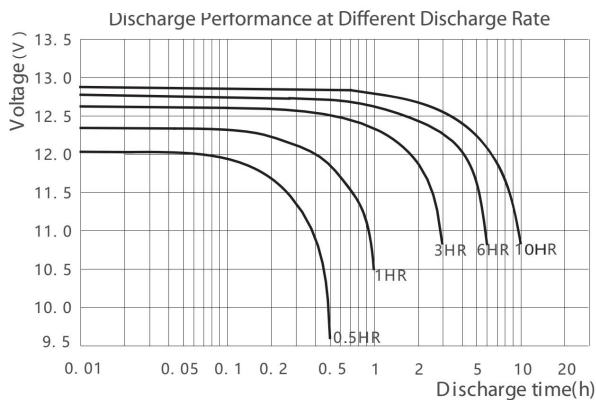
## Constant Current Discharge Characteristics Unit: A (25°C, 77°F)

F.V/Time	5min	10min	15min	20min	30min	45min	1hr	2hr	3hr	4hr	5hr	6hr	8hr	10hr	20hr
1.85V/cell	392	367	328	281	210	158	135	86.5	63.3	49.8	41.9	36.9	29.8	24.6	13.0
1.80V/cell	468	412	358	301	223	163	139	89.9	65.6	51.2	42.9	37.8	30.4	25.1	13.3
1.75V/cell	506	436	375	317	234	170	144	92.7	67.2	52.4	43.8	38.5	31.1	25.5	13.4
1.70V/cell	544	460	392	331	244	178	149	95.0	68.6	53.4	44.6	39.2	31.5	25.8	13.5
1.67V/cell	564	472	398	339	253	182	153	97.0	69.8	54.3	45.2	39.7	31.9	26.0	13.6
1.60V/cell	602	496	415	352	261	187	155	98.7	70.9	55.1	45.9	40.1	32.1	26.3	13.8

## Constant Power Discharge Characteristics Unit: W/cell (25°C, 77°F)

F.V/Time	5min	10min	15min	20min	30min	45min	1hr	2hr	3hr	4hr	5hr	6hr	8hr	10hr	20hr
1.85V/cell	740	694	621	534	403	302	261	171	125	99	83.4	73.6	59.7	49.5	26.0
1.80V/cell	858	763	669	569	426	314	268	177	129	101	85.2	75.1	60.8	50.3	26.5
1.75V/cell	918	804	700	595	444	327	276	182	131	103	86.7	76.3	61.7	50.8	26.8
1.70V/cell	968	839	730	618	462	337	284	186	134	105	88.0	77.3	62.3	51.3	27.0
1.67V/cell	993	852	738	629	476	345	290	189	137	107	89.0	78.1	62.9	51.6	27.1
1.60V/cell	1043	884	764	649	487	352	295	191	138	108	89.8	78.7	63.3	51.9	27.3

## Performance Curve



Declaration: This information is generally descriptive only and is not intended to make or imply any representation, guarantee or warranty with respect to any cells and batteries. Cell and battery designs/specifications are subject to modification without notice. Contact CHINASHOTO for the latest information.

Welcome to Visit: [www.chinashoto.com](http://www.chinashoto.com)