

GFMJ(OPzV)

VRLA Gel Battery
GFMJ-600



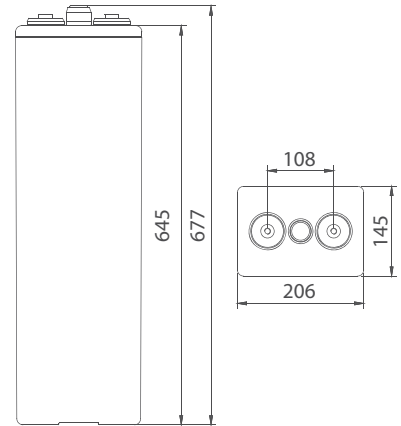
Main Applications

- Deep cycling energy storage application
- Solar & wind energy storage system
- Off-grid & bad-grid hybrid sites
- Floating applications for telecom sites

Benefits

- Long life design for cyclic or float application
- Excellent charge acceptability and deep cycling performance
- Excellent over discharge recovery capability
- Superior charging & discharging ability in low current
- Extend service life under high temperature

Dimensions



Technical Parameters

Nominal Voltage	2 V
Capacity	600 Ah @ 10hr to 1.80 V @25°C(77°F)
Weight	46.5 kg (102.51 lbs)
Dimensions	Length:145 mm(5.71 in) Width:206 mm(8.11 in) Height:645 mm(25.39 in) Total height:677 mm(26.65 in)
Internal Resistance (full charged)	0.4 mΩ @ 25°C(77°F)
Short-circuit Current	5706 A
Self Discharge @25°C(77°F)	Less than 30% after 180 days storage
Operating Temperature Range	Discharge: -20°C ~ 50°C(-4°F ~ 122°F) Charge: -20°C ~ 50°C(-4°F ~ 122°F) Storage: 5°C ~ 40°C(41°F ~ 104°F)
Recommended Operating Temperature	20°C ~ 25°C (68°F ~ 77°F)
Recommended Charging Current	90 A
Charging Voltage @25°C(77°F)	Float: 2.23 V/cell Equalize: 2.35 V/cell
Terminal	M10
Container Materials	ABS/ABS V0 (Optional)
Capacity Affected by Temperature(C ₁₀)	105% @ 40°C(104°F) 74% @ 0°C(32°F) 50% @ -20°C(-40°F)
Design life @25°C(77°F)	20 years

Certification

- ISO 9001
- ISO 14001
- GB/T 28001
- UL
- CE

Technical Features

- According to DIN-40742 standards, design life of 20 years
- Tubular plate & special gel electrolyte, which can prevent active material falling and avoid acid stratification
- High stability and security, millions of batteries are in service
- Higher thermal capacity & better thermal diffusivity

GFMJ(OPzV)

VRLA Gel Battery
GFMJ-600



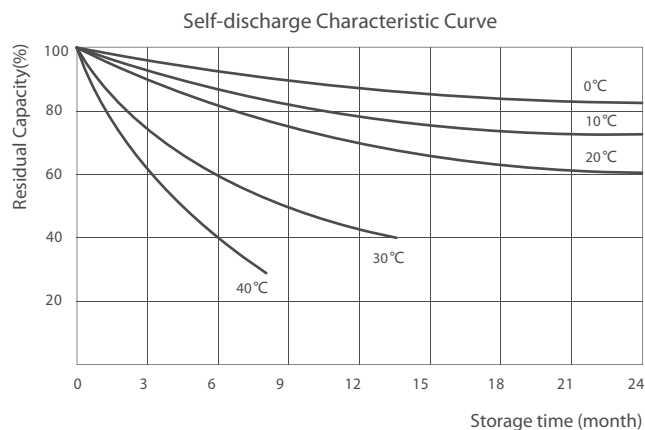
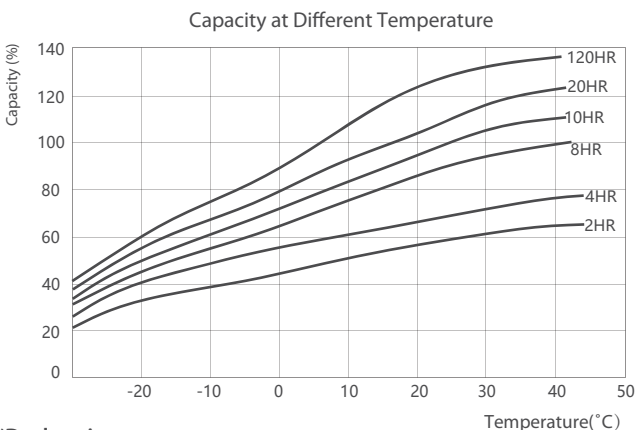
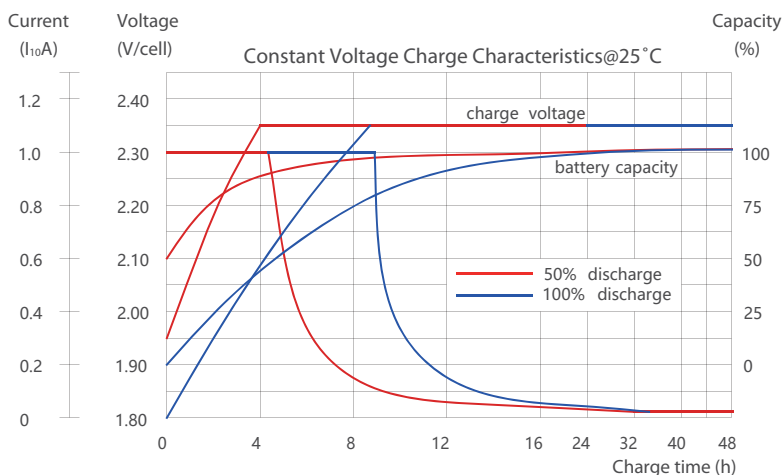
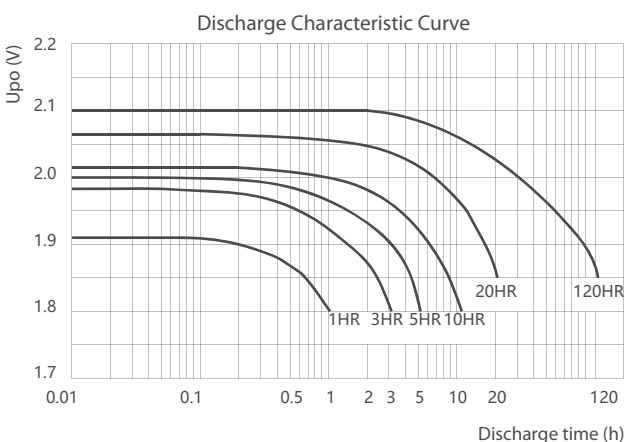
Constant Current Discharge Characteristics Unit: A (25°C, 77°F)

F.V/Time	1hr	2hr	3hr	4hr	5hr	6hr	8hr	10hr	12hr	20hr	100hr	120hr
1.80V	290	200	150	122	104	90	72	60	53	33	--	--
1.83V	270	183	146	120	101	88	70	57.5	51.5	32.4	--	--
1.85V	250	172	141	116	97	86	66	55.5	49	31.5	7.8	6.5
1.87V	220	165	131	111	92.5	83	63	53.5	47	30.3	7.4	6.3
1.90V	205	152	117	102	89	80	60.5	50	45	29	6.9	5.8

Constant Power Discharge Characteristics Unit: W/cell (25°C, 77°F)

F.V/Time	1hr	2hr	3hr	4hr	5hr	6hr	8hr	10hr	12hr	20hr	100hr	120hr
1.80V	530	365	275	227	195	170	142	120	100	61.5	--	--
1.83V	500	340	270	224	190	167	137	115	98	61	--	--
1.85V	470	325	265	220	185	163	131	110	96	60	15	12.4
1.87V	420	315	250	210	180	158	125	105	93	59	14.5	12
1.90V	395	292	225	196	172	154	120	99	89.5	57.5	13.6	11.5

Performance Curve



*Declaration:

This information is generally descriptive only and is not intended to make or imply any representation, guarantee or warranty with respect to any cells and batteries. Cell and battery designs/specifications are subject to modification without notice. Contact CHINASHOTO for the latest information.

Welcome to Visit : www.chinashoto.com