

GFMHR Series

High-rate Valve-regulated Lead Acid Battery

GFMHR-2500W



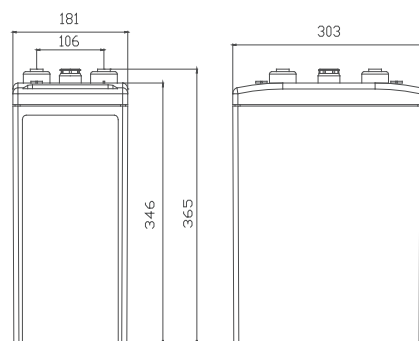
Main Applications

- ▶ IDC and UPS
- ▶ High power & large current application scenarios
- ▶ Backup power for high precision device
- ▶ Emergency lighting, navigation lights

Benefits

- ▶ Specifically designed for high power & large current application scenarios with superior high rate, short term power
- ▶ Designed life of 12 years
- ▶ Low annual operating cost
- ▶ High security, reliability and stability

Dimensions



Technical Parameters

Nominal Voltage	2 V
Capacity	850 Ah @ 10hr to 1.80 V per cell @ 25°C (77°F)
Weight	46.5 kg (102.4 lbs)
Dimensions	Length: 303 mm (11.93 in) Width: 181 mm (7.13 in) Height: 346 mm (13.62 in) Total height: 365 mm (14.37 in)
Internal Resistance (full charged)	0.30 mΩ
Short-circuit Current	14500A
Self Discharge @25°C(77°F)	Less than 8% after 90 days storage
Operating Temperature Range	Discharge: -40°C ~ 50°C(-40°F ~ 122°F) Charge: -20°C ~ 45°C(-4°F ~ 113°F) Storage: -20°C ~ 40°C(-4°F ~ 104°F)
Recommended Operating Temperature	15°C ~ 25°C (59°F ~ 77°F)
Recommended Charging Current	128 A
Charging Voltage @25°C(77°F)	Float: 2.25 V/cell Equalize: 2.35 V/cell
Terminal	M8
Container Materials	ABS/ABS V0 (Optional)
Capacity Affected by Temperature (C ₁₀)	105% @ 40°C (104°F) 85% @ 0°C (32°F) 60% @ -20°C (-4°F)
Design life @25°C (77°F)	12 years

Certification

- ISO9001
- ISO14001
- GB/T 28001

Technical Features

- ▶ Lower internal resistance and voltage drop, suited for high rate discharge applications and high efficient UPS
- ▶ Lower self-discharge rate, better charge acceptability and higher sealing reaction efficiency
- ▶ Exquisite craftsmanship and good coherence of internal resistance, capacity

GFMHR Series

High-rate Valve-regulated Lead Acid Battery

GFMHR-2500W



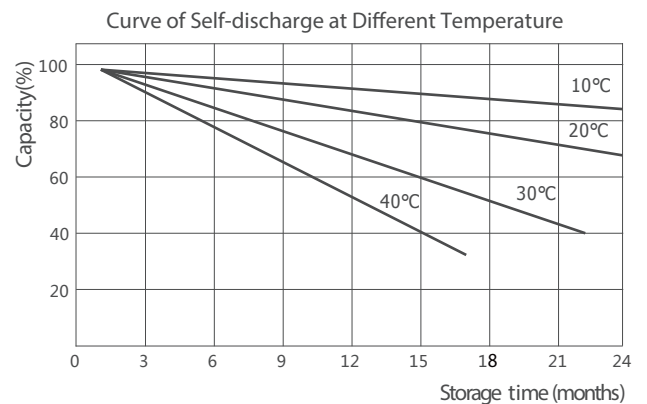
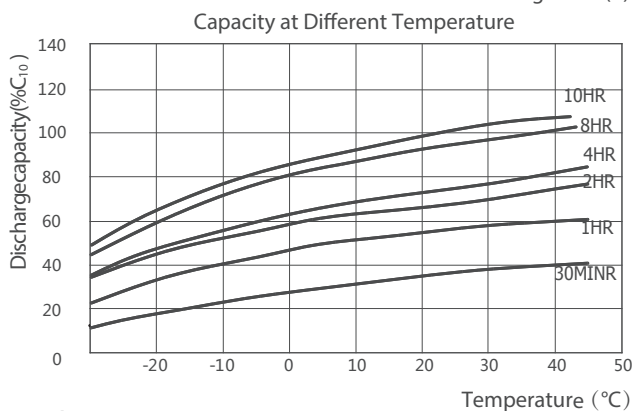
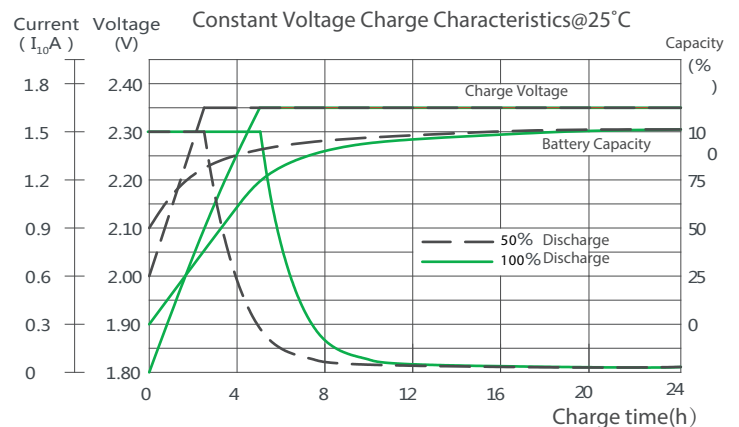
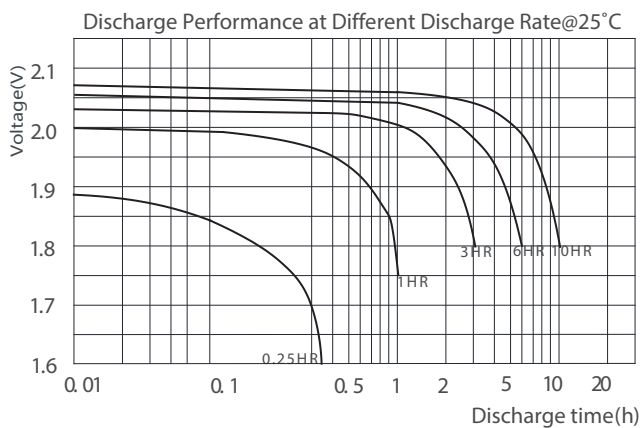
Constant Current Discharge Characteristics Unit: A (25°C, 77°F)

F.V/Time	5min	10min	15min	20min	30min	1h	2h	3h	4h	5h	6h	8h	10h
1.60V	2070	1654	1397	1129	915	526	--	--	--	--	--	--	--
1.67V	1952	1546	1309	1091	890	512	308	234	182	158	--	--	--
1.70V	1869	1469	1230	1041	866	501	302	230	179	157	133.4	107.4	--
1.75V	1580	1339	1125	954	840	481	294	226	177	156	131.4	106.5	86.2
1.80V	1426	1130	995	834	741	430	285	222	173	155	129.9	105.3	85.3
1.85V	1154	952	830	682	622	338	271	208	160	147	125.1	101.3	84.6

Constant Power Discharge Characteristics Unit: W/cell (25°C, 77°F)

F.V/Time	5min	10min	15min	20min	30min	1h	2h	3h	4h	5h	6h	8h	10h
1.60V	3463	3037	2595	2021	1610	988	--	--	--	--	--	--	--
1.67V	3289	2905	2500	1947	1570	961	577	415	347	309	--	--	--
1.70V	3087	2812	2352	1857	1564	950	573	413	344	308	264.1	213.4	--
1.75V	2675	2599	2206	1792	1545	921	562	405	340	307	260.6	212.0	168.4
1.80V	2510	2302	1987	1571	1382	830	549	400	337	306	259.7	211.0	166.3
1.85V	2125	1966	1683	1312	1176	672	539	388	323	302	258.2	208.7	164.2

Performance Curve



*Declaration:

This information is generally descriptive only and is not intended to make or imply any representation, guarantee or warranty with respect to any cells and batteries. Cell and battery designs/specifications are subject to modification without notice. Contact CHINASHOTO for the latest information.

Welcome to Visit : www.chinashoto.com