

FTC

Front Terminal Cycle Battery

FTC-150



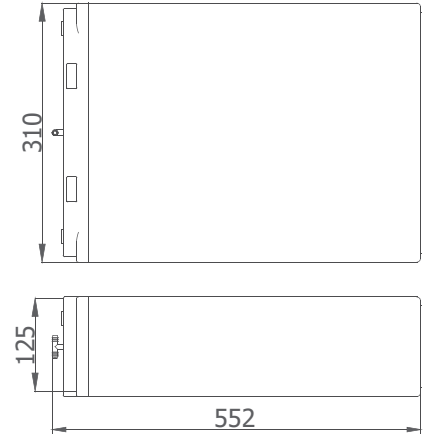
Main Applications

- ▶ Renewable energy (wind & solar) site
- ▶ Off-grid & bad-grid environment
- ▶ Communication and signal systems
- ▶ UPS and emergency illumination
- ▶ IDC

Benefits

- ▶ Reduce operational cost (less cooling consumption)
- ▶ Reduce CO₂ emission
- ▶ Deep cycle rate life ≥ 1500 (at 25°C, 60%DOD) & 1350 (at 35°C, 60%DOD)
- ▶ Good floating life performance and extremely high cyclic life

Dimensions



Technical Parameters

Nominal Voltage	12 V
Capacity	150 Ah @ 10hr to 1.80 V per cell @ 25°C(77°F) 155 Ah @ 10hr to 1.80 V per cell @ 35°C(95°F)
Weight	56 kg(123.46 lbs)
Dimensions	Length: 552 mm (21.73 in) Width: 125 mm (4.92 in) Height: 310 mm (12.20 in)
Internal Resistance (full charged)	6.5 mΩ
Short-circuit Current	1659 A
Self Discharge @ 35°C(95°F)	Less than 4% after 30 days storage
Operating Temperature Range	Discharge: -40°C ~ 65°C(-40°F ~ 149°F) Charge: -20°C ~ 45°C(-4°F ~ 113°F) Storage: -20°C ~ 40°C(-4°F ~ 104°F)
Recommended Operating Temperature	15°C ~ 35°C(59°F ~ 95°F)
Maximum Charging Current	45 A
Charging Voltage @35°C(95°F)	Float: 2.23 V/cell Equalize: 2.35 V/cell
Terminal	M6
Container Materials	High strength ABS/High strength ABS V0(Optional)
Capacity Affected by Temperature(C ₁₀)	105% @ 40°C(104°F) 85% @ 0°C(32°F) 60% @ -20°C(-4°F)
Design Life @35°C(95°F)	15 years

Certification

- ISO9001
- ISO14001
- GB/T28001
- UL
- CE

Technical Features

- ▶ Good performance for continuous operation up to 35°C
- ▶ Using lead carbon technology, reduce the cathode sulphation
- ▶ Front terminal connections for fast and easy installation and maintenance
- ▶ Horizontal structure design, delay electrolyte stratification, extend battery service life

FTC

Front Terminal Cycle Battery

FTC-150



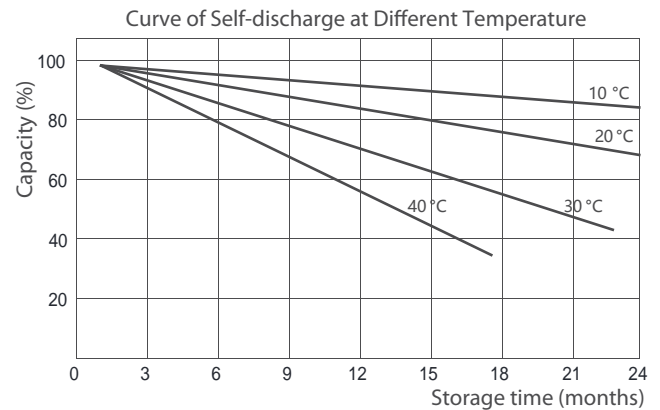
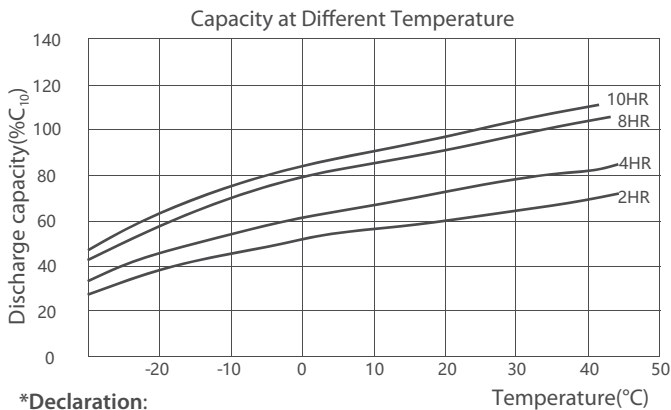
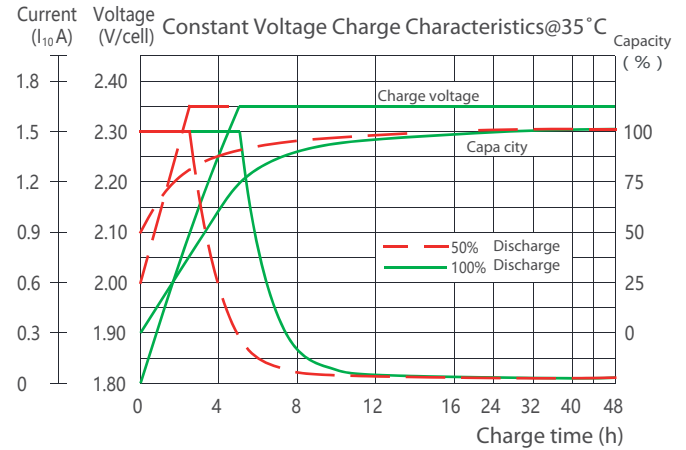
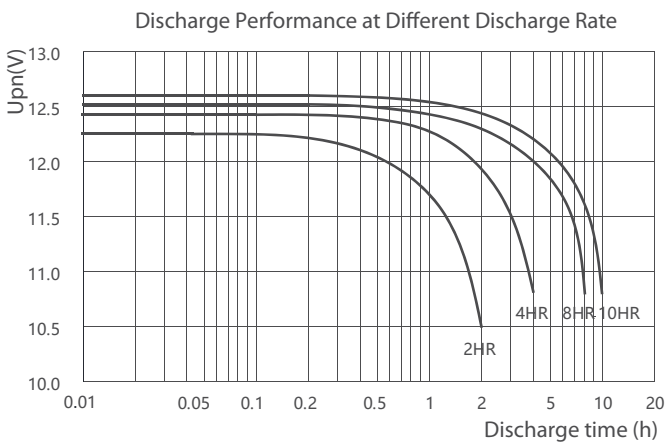
Constant Current Discharge Characteristics Unit: A (35°C, 95°F)

F.V/Time	30min	1hr	2hr	3hr	4hr	5hr	6hr	8hr	10hr	12hr
1.70V	150.0	83.7	51.6	39.6	32.6	26.9	22.7	18.3	15.2	12.7
1.75V	124.3	82.5	51.0	38.9	32.1	26.6	22.5	18.2	15.1	12.6
1.80V	117.0	79.9	50.4	38.0	31.5	26.3	22.3	18.1	15.0	12.5
1.83V	108.9	76.1	49.8	37.7	31.2	26.0	22.2	18.0	14.9	12.4
1.85V	104.6	72.6	49.4	37.2	30.9	25.8	22.1	17.9	14.8	12.3

Constant Power Discharge Characteristics Unit: W/Cell (35°C, 95°F)

F.V/Time	30min	1hr	2hr	3hr	4hr	5hr	6hr	8hr	10hr	12hr
1.70V	263.1	156.0	98.9	78.0	64.8	53.4	44.7	36.6	30.4	25.4
1.75V	232.7	154.2	98.3	76.8	64.1	52.8	44.4	36.4	30.2	25.3
1.80V	219.0	148.9	97.8	75.6	63.2	52.4	44.0	36.3	30.1	25.2
1.83V	203.4	145.5	97.1	74.9	62.7	51.9	43.7	36.2	30.0	25.1
1.85V	199.1	142.0	96.6	74.6	62.3	51.6	43.5	36.1	29.9	25.0

Performance Curve



*Declaration:

This information is generally descriptive only and is not intended to make or imply any representation, guarantee or warranty with respect to any cells and batteries. Cell and battery designs/specifications are subject to modification without notice. Contact CHINASHOTO for the latest information.

Welcome to Visit : www.chinashoto.com