

6-XFMJ Series

Front-terminal Gel Battery

6-XFMJ-150



Main Applications

- ▶ Floating applications for telecom sites
- ▶ Solar & wind energy storage system
- ▶ Off-grid & Bad-grid hybrid sites
- ▶ UPS and emergency illumination

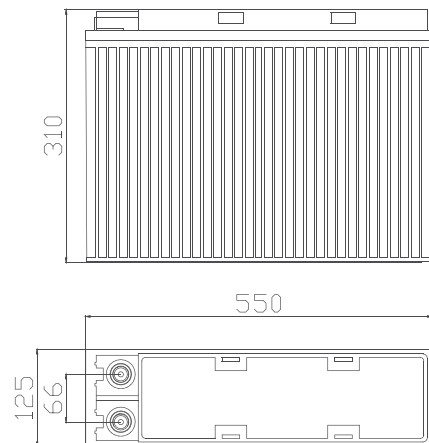
Benefits

- ▶ Long life design for float application, 15years
- ▶ Excellent charge acceptability and deep cycling performance
- ▶ Suitable for 19 inch/23 inch cabinet, reduce the occupied area
- ▶ High performance/price ratio and low annual operating cost

Technical Parameters

Nominal Voltage	12 V
Capacity	150 Ah @ 10hr to 1.80V per cell @ 25°C (77°F)
Weight	56.0 kg(123.5 lbs)
Dimensions	Length: 550 mm (21.65 in) Width: 125 mm (4.92 in) Height: 310 mm (12.20 in)
Internal Resistance (full charged)	4.7 mΩ
Short- circuit Current	2553 A
Self Discharge @25°C(77°F)	Less than 4% after 28 days storage
Operating Temperature Range	Discharge: -20°C ~ 50°C(-4°F ~ 122°F) Charge: -20°C ~ 50°C(-4°F ~ 122°F) Storage: 5°C ~ 40°C(41°F ~ 104°F)
Recommended Operating Temperature	15°C ~ 25°C (59°F ~ 77°F)
Recommended Charging Current	22.5 A
Charging Voltage @25°C(77°F)	Float: 2.25 V/cell Equalize: 2.35 V/cell
Terminal	M6
Container Materials	ABS/ABS V0 (Optional)
Capacity Affected by Temperature(C ₁₀)	105%@ 40°C(104°F) 85%@ 0°C(32°F) 60%@ -20°C(-4°F)
Design Life @25°C(77°F)	15 years

Dimensions



Certification

- ISO 9001
- ISO 14001
- GB/T 28001
- UL
- CE

Technical Features

- ▶ Special gel electrolyte without flowing to avoid acid stratification and can prolong service life
- ▶ Front terminal connections for fast and easy installation and maintenance
- ▶ Excellent discharging ability in low current
- ▶ High stability and security, millions of batteries are in service

6-XFMJ Series

Front-terminal Gel Battery

6-XFMJ-150



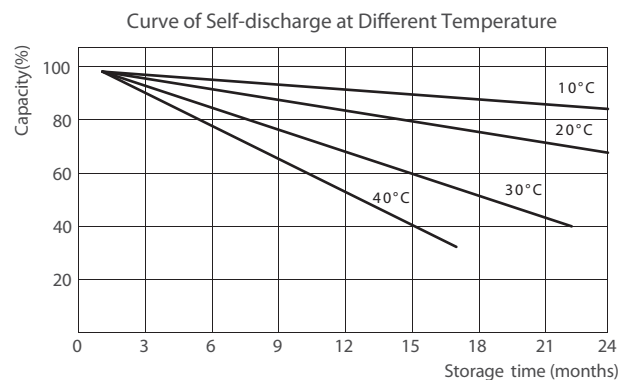
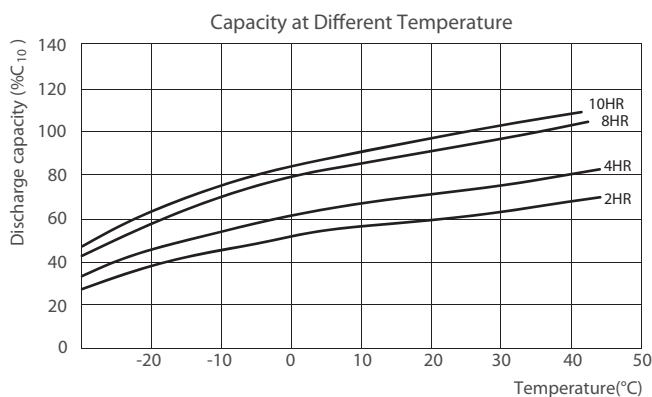
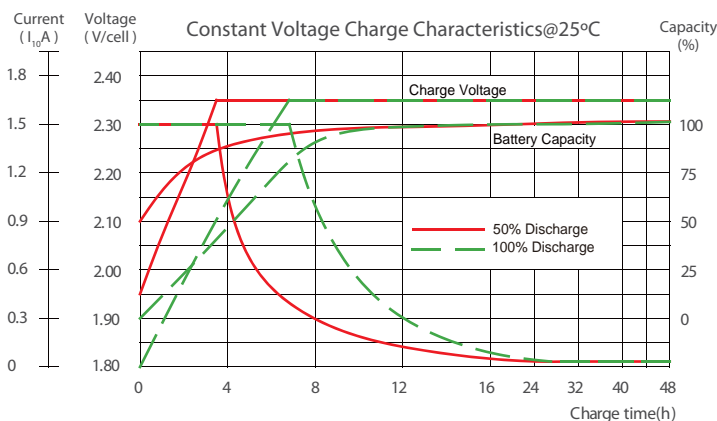
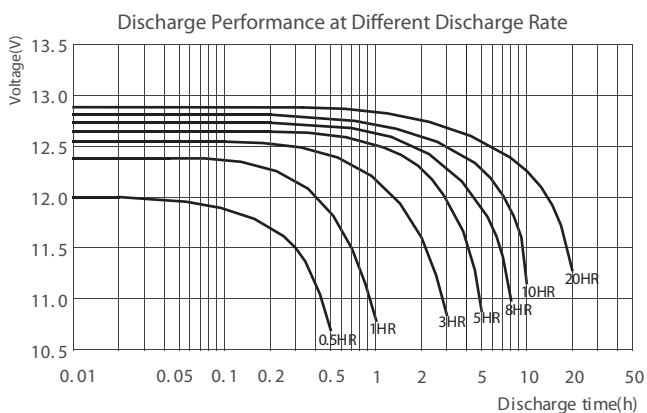
Constant Current Discharge Characteristics Unit: A (25°C, 77°F)

F.V/Time	1 hr	1.5hr	2hr	3hr	4hr	5hr	8 hr	10 hr	20hr
1.90V	72	51	45	32.6	27.5	21.4	17.5	14.0	7.2
1.85V	81	60	48.3	36.1	28.5	22.8	18.0	15.1	8.1
1.80V	88	65	53	39.4	29.6	25.0	18.7	15.8	8.4
1.75V	91	68	56	40.3	30.3	25.6	19.1	16.1	8.8

Constant Power Discharge Characteristics Unit: W/cell (25°C, 77°F)

F.V/Time	1 hr	1.5hr	2hr	3hr	4hr	5hr	8 hr	10 hr	20hr
1.90V	131.5	98.7	88.2	62.5	52.8	43.8	31.2	30.3	14.7
1.85V	143.2	109.3	97.2	68.5	57.5	44.7	32.3	30.8	15.8
1.80V	157.0	117.8	101.2	75.0	60.2	48.7	33.5	31.2	16.3
1.75V	167.2	136.2	102.7	77.7	62.7	50.8	35.7	33.0	17.0

Performance Curve



*Declaration:

This information is generally descriptive only and is not intended to make or imply any representation, guarantee or warranty with respect to any cells and batteries. Cell and battery designs/specifications are subject to modification without notice. Contact CHINASHOTO for the latest information.

Welcome to Visit : www.chinashoto.com