

6-GFMHR

High Rate Battery

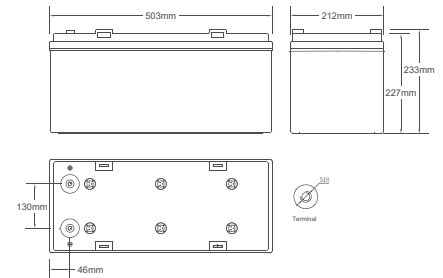
6-GFMHR-800W



Benefits

- ▶ High rate, can be used in the standby power which less than 15min
- ▶ High consistency, security, reliability and stability
- ▶ Fast charging speed, low self-discharge rate
- ▶ Designed life is 15 years
- ▶ Good anti-high current performance
- ▶ Good anti-over-discharge performance
- ▶ Excellent anti-overcharge performance
- ▶ Good anti-impact performance
- ▶ Excellent anti-vibration performance

Dimensions



Technical Parameters

Nominal Voltage	12 V
Rated Power	800W,15min to 1.67V/cell(25°C)
Weight	61 kg(138.48 lbs)
Dimensions	Length: 503 mm (19.80 in) Width: 212 mm (8.35 in) Height: 227 mm (8.94 in) Total height: 233 mm (9.17 in)
Internal Resistance (full charged)	1.88 mΩ
Short- circuit Current	5200 A
Self Discharge C ₁₀ @25°C(77°F)	Less than 8% after 90 days storage
Operating Temperature Range	Discharge: -40°C ~ 50°C(-40°F ~ 122°F) Charge: -20°C ~ 45°C(-4°F ~ 113°F) Storage:-20°C ~ 40°C(-4°F ~ 104°F)
Recommended Operating Temperature	15°C ~ 25°C (59°F ~ 77°F)
Recommended Charging Current	30 A
Charging Voltage @25°C(77°F)	Float: 2.23 V/cell Equalize: 2.35 V/cell
Terminal	M8
Container Materials	ABS/ABS V0 (Optional)
Capacity Affected by Temperature(C ₁₀)	105% @ 40°C(104°F) 85% @ 0°C(32°F) 60% @ -20°C(-4°F)
Design Life @25°C(77°F)	15 years

Certification

- ISO 9001
- ISO 14001
- GB/T 28001
- UL
- CE

Technical Features

- ▶ Double-sided smear, cast welding and other processes strengthen the process control and improve battery consistency
- ▶ High-strength ABS material and patented sealing technology ensure the normal use of the battery without leakage, expansion and rupture
- ▶ Corrosion-resistant alloy and stamping process greatly extend the battery life

6-GFMHR

High Rate Battery

6-GFMHR-800W



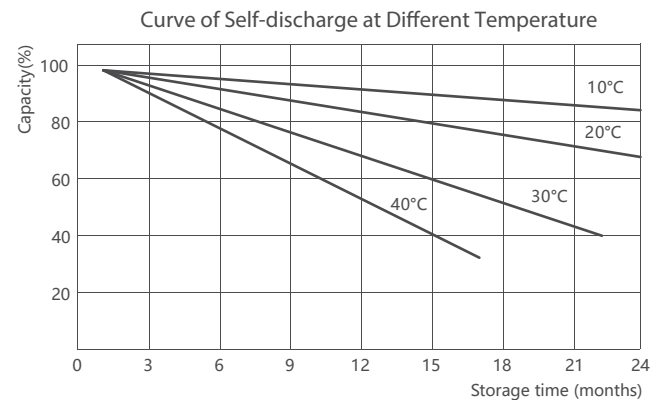
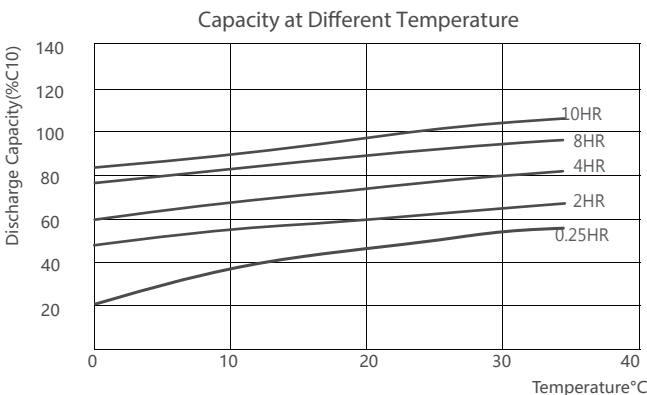
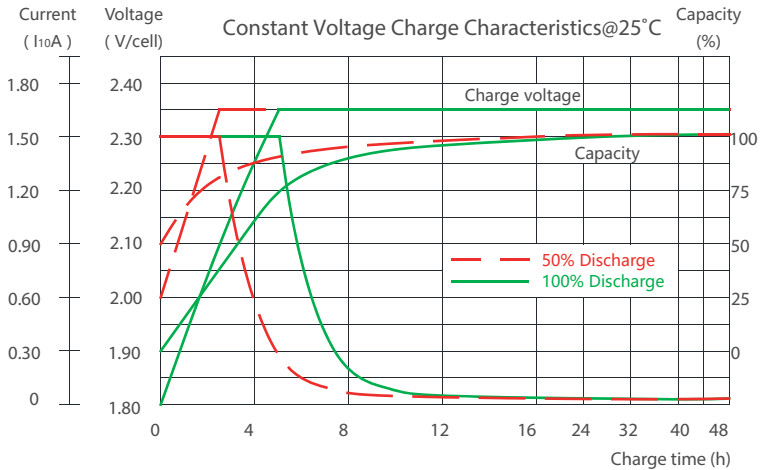
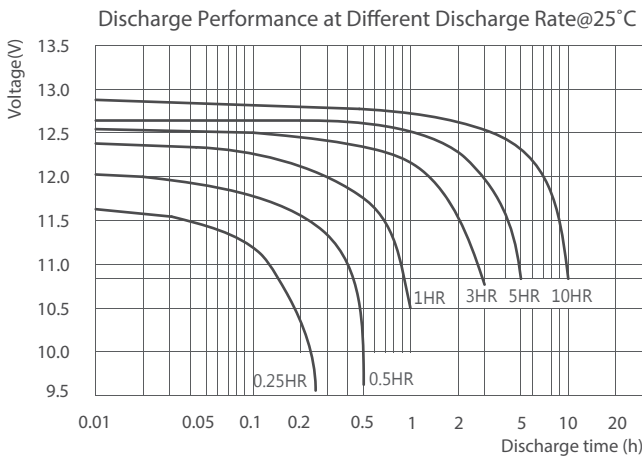
Constant Current Discharge Characteristics Unit: A (25°C, 77°F)

F.V/Time	5min	10min	15min	20min	25min	30min	1hr	1.5hr	2hr	3hr	6hr	10hr
1.60V	543	500	389	320	260	235	119.4	92.4	80.0	52.9	33.5	20.5
1.67V	523	492	385	315	257	231	117.1	91.1	79.0	52.4	33.2	20.4
1.70V	510	480	383	310	255	226	116.0	88.0	77.0	51.3	32.9	20.2
1.75V	465	455	358	300	250	215	110.0	86.1	76.0	50.6	32.6	20.1
1.80V	424	350	333	230	200	187	107.4	84.2	75.0	50.0	32.1	20.0
1.85V	400	340	302	210	181	173	98.0	79.7	73.0	49.1	30.8	19.8

Constant Power Discharge Characteristics Unit: W/cell (25°C, 77°F)

F.V/Time	5min	10min	15min	20min	25min	30min	1hr	1.5hr	2hr	3hr	6hr	10hr
1.60V	1020	1010	810	638	555	415	216.7	184.5	148.1	105.0	69.8	42.8
1.67V	1010	1000	800	633	550	411	213.2	181.8	146.8	103.9	69.4	42.4
1.70V	1000	980	750	630	547	408	210.8	179.1	144.1	102.0	69.0	41.2
1.75V	956	936	700	624	542	400	208.5	176.4	143.0	101.0	68.4	40.8
1.80V	785	715	660	480	392	354	202.6	175.0	142.7	100.4	67.7	40.6
1.85V	776	693	600	430	368	335	189.8	168.3	141.4	99.4	65.2	40.4

Performance Curve



*Declaration:

This information is generally descriptive only and is not intended to make or imply any representation, guarantee or warranty with respect to any cells and batteries. Cell and battery designs/specifications are subject to modification without notice. Contact CHINASHOTO for the latest information.

Welcome to Visit : www.chinashoto.com