

6-GFMHR

High Rate Battery

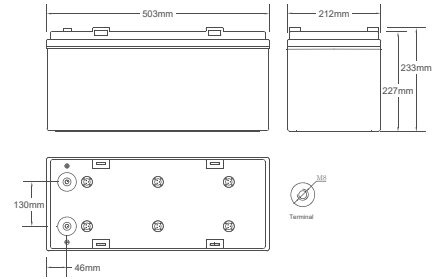
6-GFMHR-750W



Benefits

- ▶ High rate, can be used in the standby power which less than 15min
- ▶ High consistency, security, reliability and stability
- ▶ Fast charging speed, low self-discharge rate
- ▶ Designed life is 15 years
- ▶ Good anti-high current performance
- ▶ Good anti-over-discharge performance
- ▶ Excellent anti-overcharge performance
- ▶ Good anti-impact performance
- ▶ Excellent anti-vibration performance

Dimensions



Technical Parameters

Nominal Voltage	12 V
Rated Power	750W,15min to 1.67V/cell(25°C)
Weight	59.3 kg(130.73 lbs)
Dimensions	Length: 503 mm (19.80 in) Width: 212 mm (8.35 in) Height: 227 mm (8.94 in) Total height: 233 mm (9.17 in)
Internal Resistance (full charged)	2.10 mΩ
Short- circuit Current	5200 A
Self Discharge C ₁₀ @25°C(77°F)	Less than 8% after 90 days storage
Operating Temperature Range	Discharge: -40°C ~ 50°C(-40°F ~ 122°F) Charge: -20°C ~ 45°C(-4°F ~ 113°F) Storage:-20°C ~ 40°C(-4°F ~ 104°F)
Recommended Operating Temperature	15°C ~ 25°C (59°F ~ 77°F)
Recommended Charging Current	28.5 A
Charging Voltage @25°C(77°F)	Float: 2.23 V/cell Equalize: 2.35 V/cell
Terminal	M8
Container Materials	ABS/ABS V0 (Optional)
Capacity Affected by Temperature(C ₁₀)	105% @ 40°C(104°F) 85% @ 0°C(32°F) 60% @ -20°C(-4°F)
Design Life @25°C(77°F)	15 years

Certification

- ISO 9001
- ISO 14001
- GB/T 28001
- UL
- CE

Technical Features

- ▶ Double-sided smear, cast welding and other processes strengthen the process control and improve battery consistency
- ▶ High-strength ABS material and patented sealing technology ensure the normal use of the battery without leakage, expansion and rupture
- ▶ Corrosion-resistant alloy and stamping process greatly extend the battery life

6-GFMHR

High Rate Battery

6-GFMHR-750W



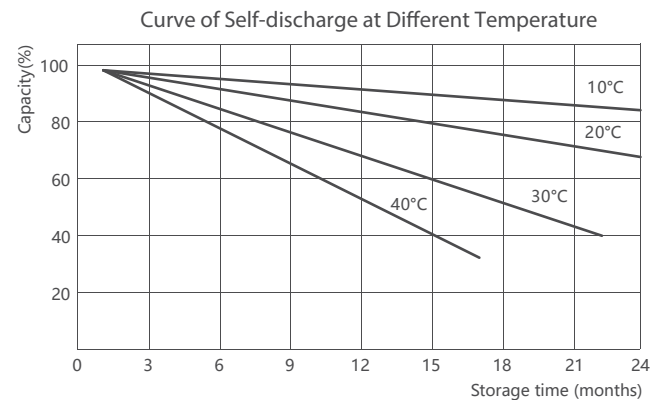
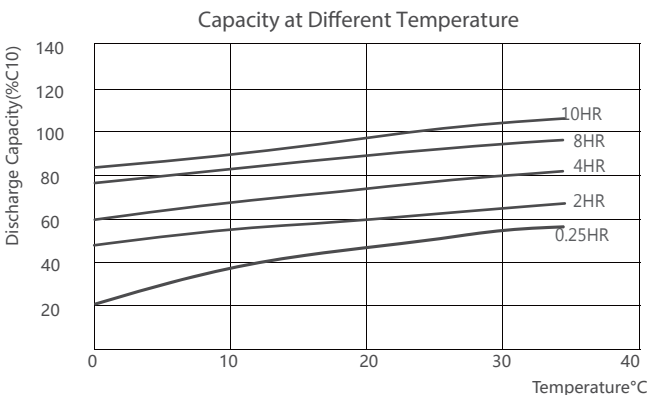
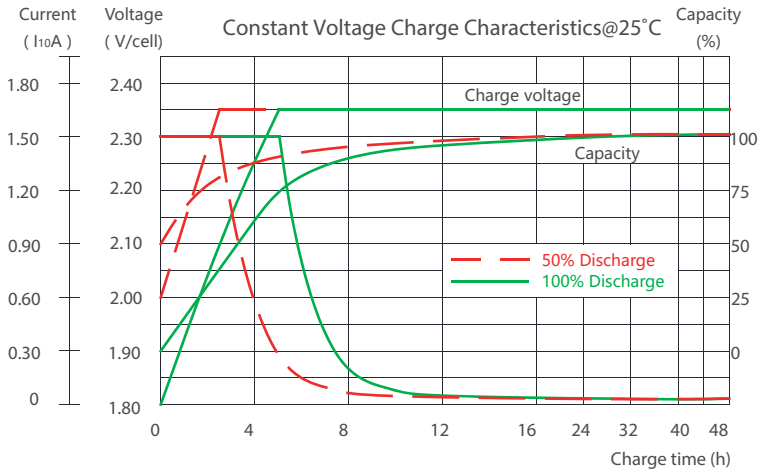
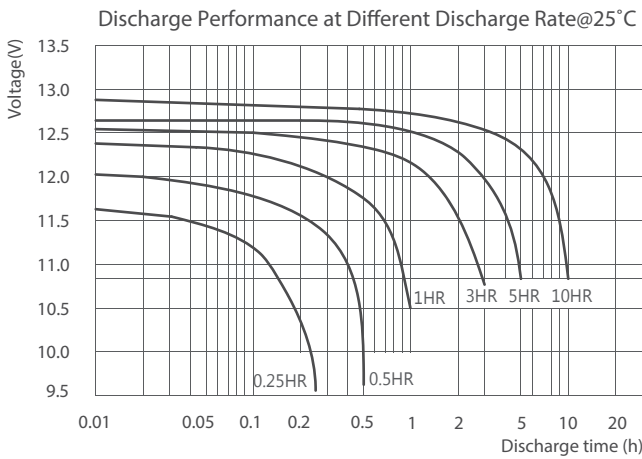
Constant Current Discharge Characteristics Unit: A (25°C, 77°F)

F.V/Time	5min	10min	15min	20min	25min	30min	1hr	1.5hr	2hr	3hr	6hr	10hr
1.60V	515	475	370	304	247	223	113.5	87.8	76.0	50.2	31.8	19.5
1.67V	497	467	366	299	244	219	111.3	86.5	75.1	49.8	31.5	19.4
1.70V	484	456	364	295	242	214	110.2	83.6	73.2	48.7	31.2	19.3
1.75V	442	432	340	285	238	204	104.5	81.8	72.2	48.0	30.9	19.2
1.80V	403	333	316	219	190	178	102.0	80.0	71.3	47.5	30.5	19.0
1.85V	380	323	287	200	172	164	93.1	75.7	69.4	46.6	29.2	18.8

Constant Power Discharge Characteristics Unit: W/cell (25°C, 77°F)

F.V/Time	5min	10min	15min	20min	25min	30min	1hr	1.5hr	2hr	3hr	6hr	10hr
1.60V	956	910	759	598	520	389	203.2	172.9	138.8	98.4	65.5	40.1
1.67V	947	900	750	593	516	385	199.9	170.4	137.6	97.4	65.1	39.8
1.70V	938	870	703	591	513	382	197.7	167.9	135.1	95.6	64.7	38.6
1.75V	896	850	675	585	508	375	195.5	165.4	135.0	94.7	64.1	38.3
1.80V	736	670	619	450	368	332	190.0	164.1	133.8	94.1	63.5	38.1
1.85V	727	650	563	403	345	314	177.9	157.8	132.6	93.2	61.1	37.9

Performance Curve



*Declaration:

This information is generally descriptive only and is not intended to make or imply any representation, guarantee or warranty with respect to any cells and batteries. Cell and battery designs/specifications are subject to modification without notice. Contact CHINASHOTO for the latest information.

Welcome to Visit : www.chinashoto.com